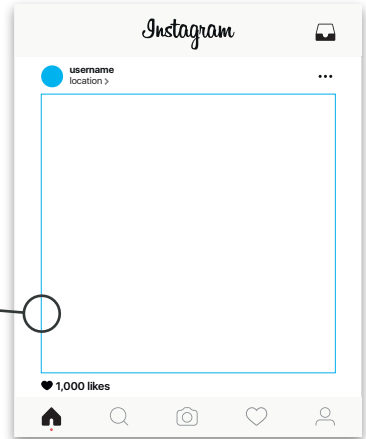
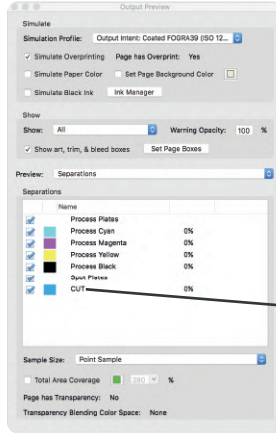
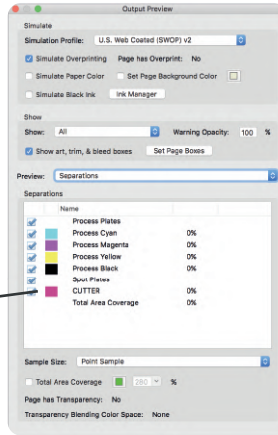



# CUT TO SHAPE GUIDE

When ordering '**CUT TO SHAPE**' products with the cut on the inside, please provide your cut path as a spot colour called '**CUT**'. This should be created as a vector stroke (0.1pt).



Large format printing utilises a different print technology to lithographic print. This means colours may not be an exact match to your litho jobs. If your job is to be printed digitally, or is a large format poster or banner, please bear in mind that the final printed colours may not match exactly to the same colours printed using the litho process (standard jobs on a printing press) as large format digital printing uses an entirely different printing process and indeed a different type of ink. So if you are submitting jobs for both litho and large format digital and they contain common colours, please be aware of this slight variance in colour between the two processes.



When ordering '**CUT TO SHAPE**' products with the cut on the outside, please provide your cut path as a spot colour called '**CUTTER**'. This should be created as a vector stroke (0.1pt).



We highly recommend images to be CMYK, any RGB images will be converted to CMYK in our workflow which may result in small colour shift. Sourcing images - always try and use professional images, low quality images will only downgrade your designs.